

Use external signature image

This feature allows signers to upload their picture (custom signature picture) and add it as additional graphics to the stamp imprint. Furthermore signers can store the signature image within a gallery for later usage.

- [Preconditions](#)
 - [UI configuration](#)
 - [Image gallery](#)
 - [API configuration](#)

Preconditions

v 21.31

i This is a non-default feature of eSignAnyWhere. If you are interested in this optional feature please [contact us](#). The feature flag "ExternalSignatureImage" is necessary.

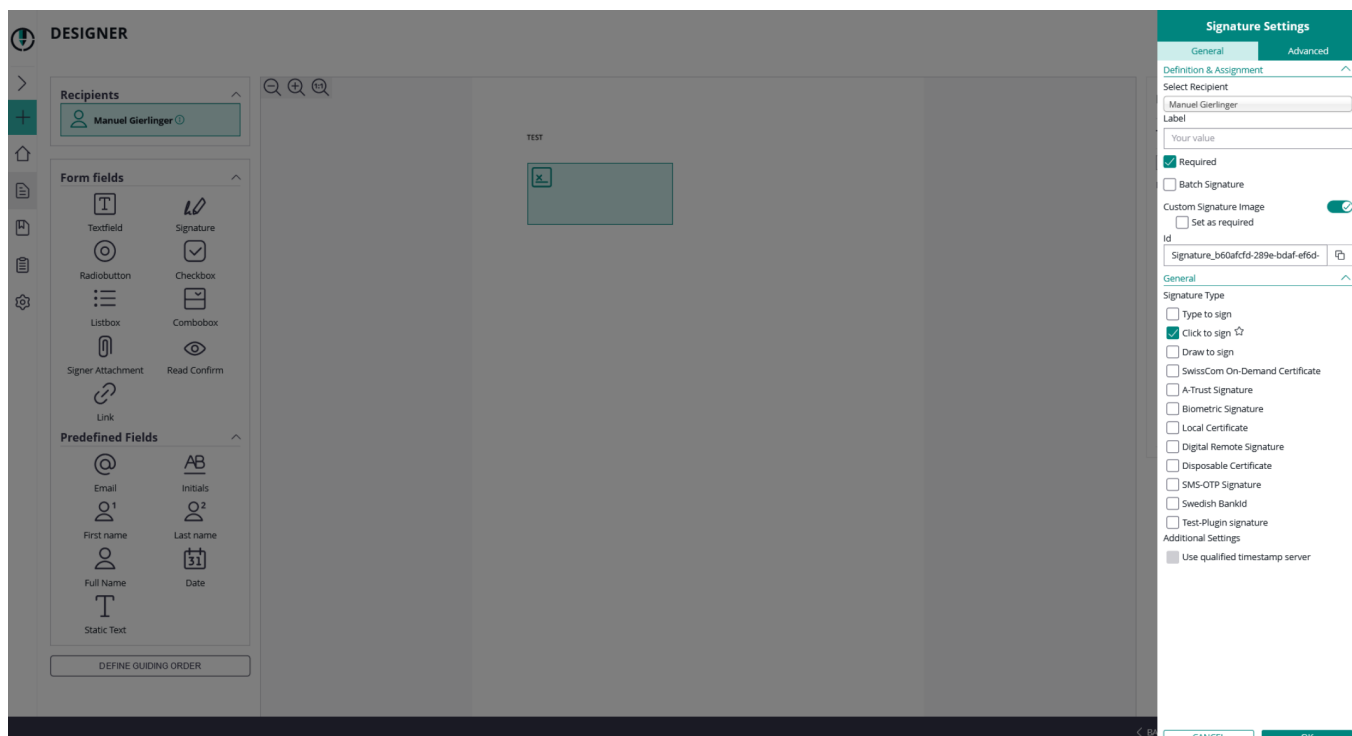
Please also note the following supported signature types:

- ClickToSign
- DrawToSign
- TypeToSign
- Otp-Signature
- Local Certificate
- Namirial Remote Certificate
- Namirial Remote Disposable Certificate

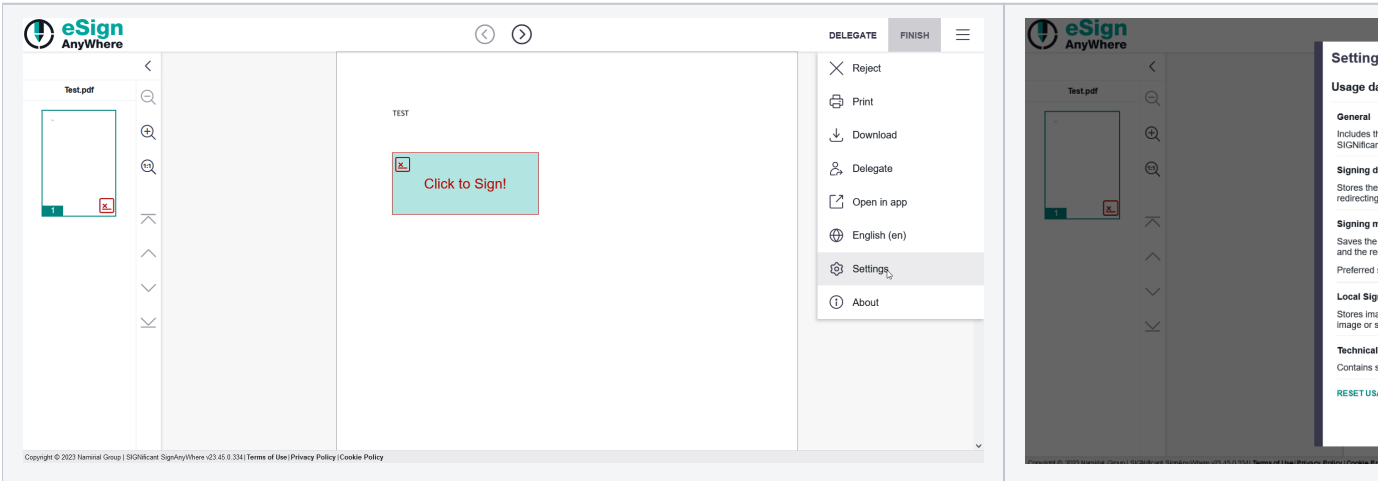
The external signature image can be configured as optional, required or disabled.

UI configuration

On the designer page you can select the "Custom Signature Image" for the signature field to allow external signature pictures. Please see the next figure:



Before the signer can then use the external signature image, the Local Signature Image Stamp /Gallery must be enabled (can be found in the SawViewer in the settings). Please see the next figures:



If the sender allows the external signature image and the settings in the SawViewer are enabled the signer can see the following configurations:

| Figure | Description |
|--|---|
| The screenshot shows a 'Sign' dialog box in the eSign AnyWhere application. The dialog box has a title bar with the eSign AnyWhere logo. Below the title bar, it says 'Are you sure you want to sign?'. There is a section titled 'Add signature image or stamp (required)' with two numbered steps: 1. Upload an image and 2. Store an image. Below this section, there are fields for 'Signed by:', 'E-Mail:', 'Signing time:', and 'IP address:'. At the bottom of the dialog box, there are 'CANCEL' and 'SIGN' buttons. | 1. Upload an image 2. Store an image |

Note: The Draw2Sign signature includes a new toggle to switch between drawing the signature and inserting the signature image.

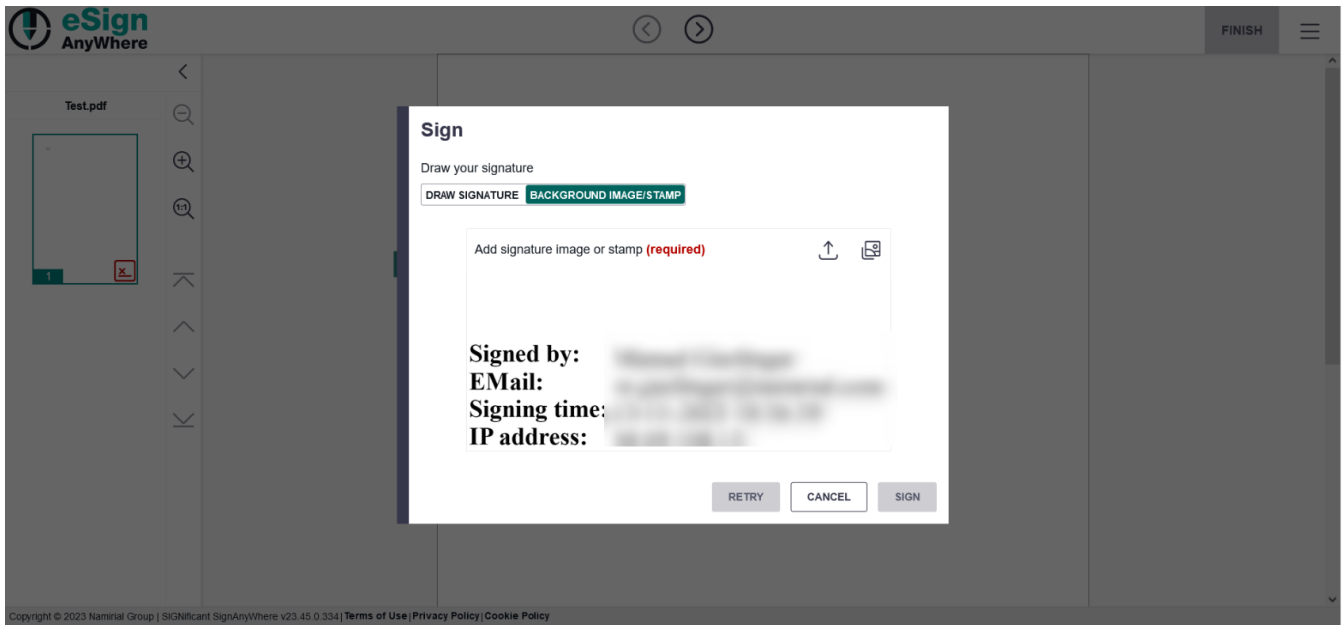
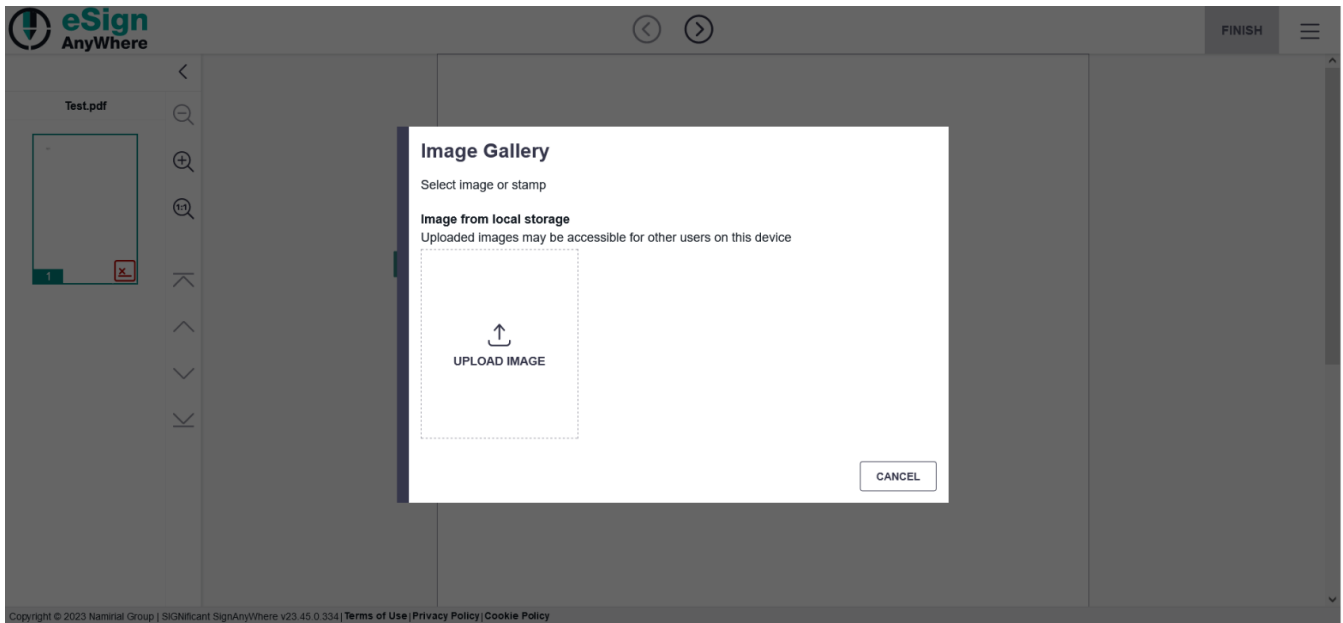


Image gallery

Allows uploading & removing uploaded signature images.

In case the workstep contains a signature image provided by eSignAnyWhere, this will also show up here.



API configuration

To allow external signature images please add the following:

Note: You can either use "Required" or "Optional".

```
"UseExternalSignatureImage": "Required",
```

Below you can also find a complete configuration :

```
{  
  "Documents": [{
```

```

        "FileId": "20f35fe5-1234-1234-847d-02ece578ad88",
        "DocumentNumber": 1
    }
},
"Name": "Test",
"Activities": [{
    "Action": {
        "Sign": {
            "RecipientConfiguration": {
                "ContactInformation": {
                    "Email": "johndoe@sample.com",
                    "GivenName": "John",
                    "Surname": "Doe",
                    "LanguageCode": "EN"
                },
                "PersonalMessage": "Please sign this document asap!",
                "DisableEmail": false
            },
            "Elements": {
                "SequenceMode": "NoSequenceEnforced",
                "Signatures": [{
                    "TaskConfiguration": {
                        "OrderDefinition": {
                            "OrderIndex": 0
                        }
                    },
                    "ElementId": "sample sig click2sign",
                    "Required": true,
                    "DocumentNumber": 1,
                    "DisplayName": "Sign here",
                    "AllowedSignatureTypes": {
                        "ClickToSign": {
                            "UseExternalSignatureImage": "Required"
                        }
                    },
                    "FieldDefinition": {
                        "Position": {
                            "PageNumber": 1,
                            "X": 100,
                            "Y": 200
                        },
                        "Size": {
                            "Width": 100,
                            "Height": 70
                        }
                    }
                ]
            },
            "SigningGroup": "firstSigner"
        }
    }, {
        "Action": {
            "SendCopy": {
                "RecipientConfiguration": {
                    "ContactInformation": {
                        "Email": "johndoe@sample.com",
                        "GivenName": "John",
                        "Surname": "Doe",
                        "LanguageCode": "EN"
                    },
                    "PersonalMessage": "This is the copy of the document!"
                }
            }
        }
    }
}],
"EmailConfiguration": {
    "Subject": "Sign!",
    "Body": "Please sign the document"
}

```

```
},  
  "AgreementConfiguration": {  
    "UseOrganizationAgreementSettings": true  
  }  
}
```